PRODUCT SPECIFICATION

AISCAN CMPS (CABLE TRAY 35) CERTIFIED RANGE

TYPE	MATERIAL	COATING	A	B	ALLOWABLE WORKING LOAD (N/m)	PACKING (meters)
AISCAN-CMPS-310C	METALLIC	SENDZIMIR GALVANISED	100	35	765	6
AISCAN-CMPS-315C	"	"	150	35	720	6
AISCAN-CMPS-320C	"	"	200	35	720	6
AISCAN-CMPS-330C	"	"	300	35	536	6

EDITION DATE	EDITION NUMBER	CARD NUMBER
2014/02	3	EP-CMPSC 35

PLAIN

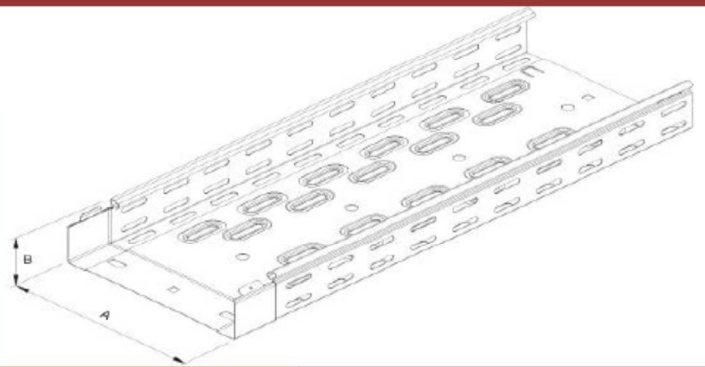

CHARACTERISTICS ACCORDING TO STANDARD IEC 61537:2006	
DESCRIPTION:	PERFORATED CABLE TRAY SENDZIMIR GALVANISED – CERTIFIED RANGE
COATING:	SENDZIMIR GALVANISED IN ACCORDING TO UNE-EN 10346:2010
MATERIAL:	METALLIC
ELECTRICAL CONTINUITY:	YES
FLAME PROPAGATE:	NO
OPERATING TEMPERATURE RANGE:	-40 ºC / 150 ºC
RESISTANCE TO CORROSION:	TYPE 3
LEVEL DRILLING:	TYPE B
IMPACT RESISTANCE:	20 J TO -40 ºC
ALLOWABLE WORKING LOAD (CTA):	DISTANCE BETWEEN SUPPORTS (1,5 METERS)

OBSERVATIONS

PLUG SYSTEM BETWEEN SECTIONS, NOT NECESSARY SCREWS OR OTHER ACCESSORIES TO ATACH EACH OTHER SECTIONS.

ACCESORIES

UNIVERSAL CABLE TRAY COVER (TUBC)
REINFORCED ANGLE BRACKET (ESCR)
BRANCHING ITEMS (CH9, TCH9, CH4, TCH4, CV9, TCV9, CV4, TCV4, CX9, TCX9, CX4, TCX4, DHT, TDHT, CRC, TCRC, DC, TDC Y TEC).

THE INSTALLATION OF THIS PRODUCT WILL BE CARRIED OUT ACCORDING TO THE R.E.B.T.

PRODUCT SPECIFICATION

AISCAN CMPS (CABLE TRAY 60) CERTIFIED RANGE

TYPE	MATERIAL	COATING	A	B	ALLOWABLE WORKING LOAD (N/m)	PACKING (meters)
AISCAN-CMPS-610C	METALLIC	SENDZIMIR GALVANISED	100	60	810	6
AISCAN-CMPS-615C	"	"	150	60	810	6
AISCAN-CMPS-620C	"	"	200	60	865	6
AISCAN-CMPS-630C	"	"	300	60	549	6
AISCAN-CMPS-640C	"	"	400	60	564	6
AISCAN-CMPS-650C	"	"	500	60	588	6
AISCAN-CMPS-660C	"	"	600	60	588	6

PLAIN

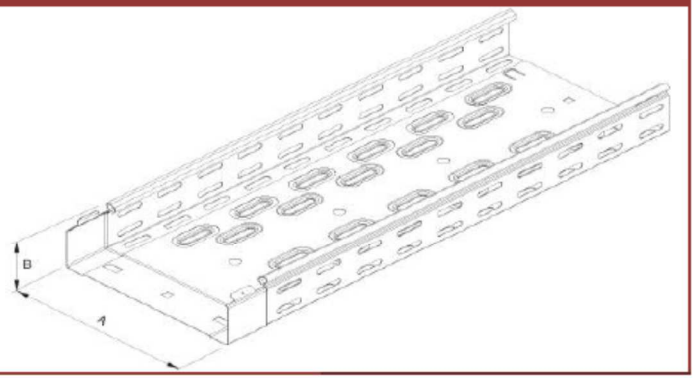

EDITION DATE	EDITION NUMBER	CARD NUMBER
2014/02	3	EP-CMPSC 60

CHARACTERISTICS ACCORDING TO STANDARD IEC 61537:2006	
DESCRIPTION:	PERFORATED CABLE TRAY SENDZIMIR GALVANISED – CERTIFIED RANGE
COATING:	SENDZIMIR GALVANISED IN ACCORDING TO UNE-EN 10346:2010
MATERIAL:	METALLIC
ELECTRICAL CONTINUITY:	YES
FLAME PROPAGATE:	NO
OPERATING TEMPERATURE RANGE:	-40 ºC / 150 ºC
RESISTANCE TO CORROSION:	TYPE 3
LEVEL DRILLING:	TYPE B
IMPACT RESISTANCE:	20 J TO -40 ºC
ALLOWABLE WORKING LOAD (CTA):	DISTANCE BETWEEN SUPPORTS (1,5 METERS)

OBSERVATIONS

PLUG SYSTEM BETWEEN SECTIONS, NOT NECESSARY SCREWS OR OTHER ACCESSORIES TO ATACH EACH OTHER SECTIONS.

ACCESORIES

UNIVERSAL CABLE TRAY COVER (TUBC)
REINFORCED ANGLE BRACKET (ESCR)
BRANCHING ITEMS (CH9, TCH9, CH4, TCH4, CV9, TCV9, CV4, TCV4, CX9, TCX9, CX4, TCX4, DHT, TDHT, CRC, TCRC, DC, TDC Y TEC).

THE INSTALLATION OF THIS PRODUCT WILL BE CARRIED OUT ACCORDING TO THE R.E.B.T.

PRODUCT SPECIFICATION

AISCAN CMPS (CABLE TRAY 80) CERTIFIED RANGE

TYPE	MATERIAL	COATING	A	B	ALLOWABLE WORKING LOAD (N/m)	PACKING (meters)
AISCAN-CMPS-810C	METALLIC	SENDZIMIR GALVANISED	100	80	886	6
AISCAN-CMPS-815C	"	"	150	80	900	6
AISCAN-CMPS-820C	"	"	200	80	1094	6
AISCAN-CMPS-830C	"	"	300	80	712	6
AISCAN-CMPS-840C	"	"	400	80	588	6
AISCAN-CMPS-850C	"	"	500	80	630	6
AISCAN-CMPS-860C	"	"	600	80	611	6

PLAIN

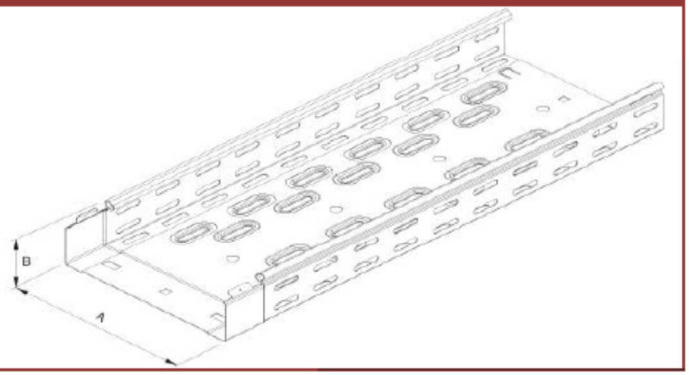

EDITION DATE	EDITION NUMBER	CARD NUMBER
2014/02	3	EP-CMPSC 80

CHARACTERISTICS ACCORDING TO STANDARD IEC 61537:2006	
DESCRIPTION:	PERFORATED CABLE TRAY SENDZIMIR GALVANISED - CERTIFIED RANGE
COATING:	SENDZIMIR GALVANISED IN ACCORDING TO UNE-EN 10346:2010
MATERIAL:	METALLIC
ELECTRICAL CONTINUITY:	YES
FLAME PROPAGATE:	NO
OPERATING TEMPERATURE RANGE:	-40 ºC / 150 ºC
RESISTANCE TO CORROSION:	TYPE 3
LEVEL DRILLING:	TYPE B
IMPACT RESISTANCE:	20 J TO -40 ºC
ALLOWABLE WORKING LOAD (CTA):	DISTANCE BETWEEN SUPPORTS (1,5 METERS)

OBSERVATIONS

PLUG SYSTEM BETWEEN SECTIONS, NOT NECESSARY SCREWS OR OTHER ACCESSORIES TO ATACH EACH OTHER SECTIONS.

ACCESORIES

UNIVERSAL CABLE TRAY COVER (TUBC)
REINFORCED ANGLE BRACKET (ESCR)
BRANCHING ITEMS (CH9, TCH9, CH4, TCH4, CV9, TCV9, CV4, TCV4, CX9, TCX9, CX4, TCX4, DHT, TDHT, CRC, TCRC, DC, TDC Y TEC).

THE INSTALLATION OF THIS PRODUCT WILL BE CARRIED OUT ACCORDING TO THE R.E.B.T.

PRODUCT SPECIFICATION

AISCAN CMPS (CABLE TRAY 100) CERTIFIED RANGE

TYPE	MATERIAL	COATING	A	B	ALLOWABLE WORKING LOAD (N/m)	PACKING (meters)
AISCAN-CMPS-1010C	METALLIC	SENDZIMIR GALVANISED	100	100	810	6
AISCAN-CMPS-1015C	"	"	150	100	855	6
AISCAN-CMPS-1020C	"	"	200	100	1090	6
AISCAN-CMPS-1030C	"	"	300	100	585	6
AISCAN-CMPS-1040C	"	"	400	100	541	6
AISCAN-CMPS-1050C	"	"	500	100	588	6
AISCAN-CMPS-1060C	"	"	600	100	522	6

PLAIN

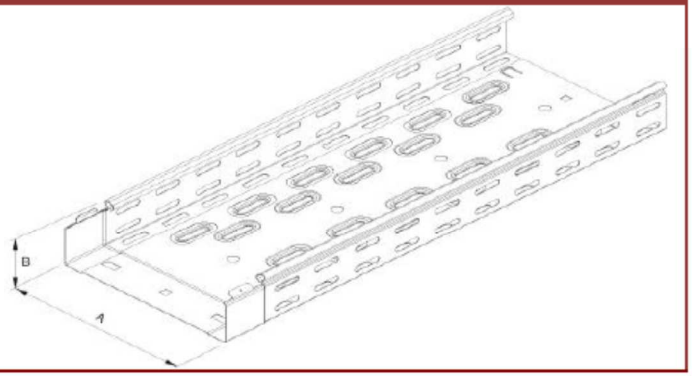

EDITION DATE	EDITION NUMBER	CARD NUMBER
2014/02	3	EP-CMPSC 100

CHARACTERISTICS ACCORDING TO STANDARD IEC 61537:2006	
DESCRIPTION:	PERFORATED CABLE TRAY SENDZIMIR GALVANISED – CERTIFIED RANGE
COATING:	SENDZIMIR GALVANISED IN ACCORDING TO UNE-EN 10346:2010
MATERIAL:	METALLIC
ELECTRICAL CONTINUITY:	YES
FLAME PROPAGATE:	NO
OPERATING TEMPERATURE RANGE:	-40 ºC / 150 ºC
RESISTANCE TO CORROSION:	TYPE 3
LEVEL DRILLING:	TYPE B
IMPACT RESISTANCE:	20 J TO -40 ºC
ALLOWABLE WORKING LOAD (CTA):	DISTANCE BETWEEN SUPPORTS (1,5 METERS)

OBSERVATIONS

PLUG SYSTEM BETWEEN SECTIONS, NOT NECESSARY SCREWS OR OTHER ACCESSORIES TO ATACH EACH OTHER SECTIONS.

ACCESORIES

UNIVERSAL CABLE TRAY COVER (TUBC)
REINFORCED ANGLE BRACKET (ESCR)
BRANCHING ITEMS (CH9, TCH9, CH4, TCH4, CV9, TCV9, CV4, TCV4, CX9, TCX9, CX4, TCX4, DHT, TDHT, CRC, TCRC, DC, TDC Y TEC).

THE INSTALLATION OF THIS PRODUCT WILL BE CARRIED OUT ACCORDING TO THE R.E.B.T.