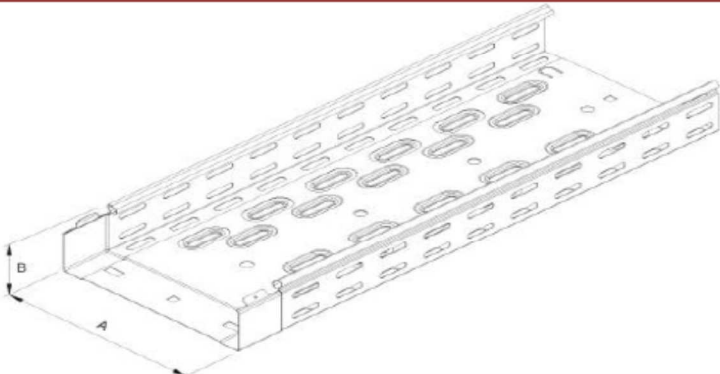




PRODUCT SPECIFICATION

AISCAN CMPG (CABLE TRAY 35)

TYPE	MATERIAL	COATING	A	B	ALLOWABLE WORKING LOAD (N/m)	PACKING (meters)	PLAIN
							
AISCAN-CMPG-310	METALLIC	HOT DIP GALVANISED	100	35	855	6	
AISCAN-CMPG-315	"	"	150	35	810	6	
AISCAN-CMPG-320	"	"	200	35	837	6	
AISCAN-CMPG-330	"	"	300	35	630	6	
EDITION DATE	EDITION NUMBER	CARD NUMBER					
2014/02	2	EP-CMPG 35					

CHARACTERISTICS ACCORDING TO STANDARD IEC 61537:2006	
DESCRIPTION:	PERFORATED CABLE TRAY HOT DIP GALVANISED
COATING:	HOT DIP GALVANISED IN ACCORDING TO UNE-EN ISO 1461:2010
MATERIAL:	METALLIC
ELECTRICAL CONTINUITY:	YES
FLAME PROPAGATE:	NO
OPERATING TEMPERATURE RANGE:	-40 °C / 150 °C
RESISTANCE TO CORROSION:	TYPE 5
LEVEL DRILLING:	TYPE B
IMPACT RESISTANCE:	20 J TO -40 °C
ALLOWABLE WORKING LOAD (CTA):	DISTANCE BETWEEN SUPPORTS (1,5 METERS)

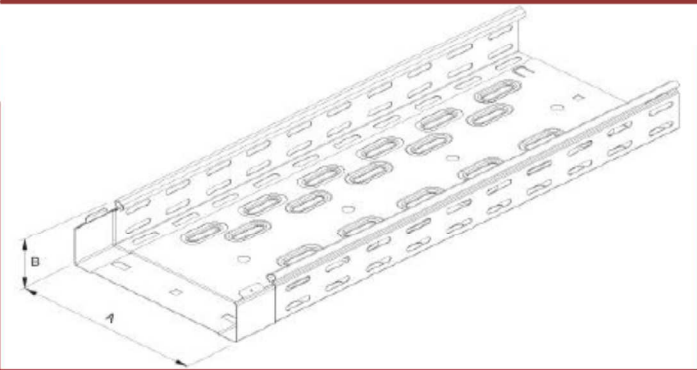
OBSERVATIONS
PLUG SYSTEM BETWEEN SECTIONS, NOT NECESSARY SCREWS OR OTHER ACCESSORIES TO ATACH EACH OTHER SECTIONS.
ACCESORIES
UNIVERSAL CABLE TRAY COVER (TUBC) REINFORCED ANGLE BRACKET (ESCR) BRANCHING ITEMS (CH9, TCH9, CH4, TCH4, CV9, TCV9, CV4, TCV4, CX9, TCX9, CX4, TCX4, DHT, TDHT, CRC, TCRC, DC, TDC Y TEC).

THE INSTALLATION OF THIS PRODUCT WILL BE CARRIED OUT ACCORDING TO THE R.E.B.T.



PRODUCT SPECIFICATION

AISCAN CMPG (CABLE TRAY 60)

TYPE	MATERIAL	COATING	A	B	ALLOWABLE WORKING LOAD (N/m)	PACKING (meters)	PLAIN
							
AISCAN-CMPG-610	METALLIC	HOT DIP GALVANISED	100	60	1080	6	
AISCAN-CMPG-615	"	"	150	60	1080	6	
AISCAN-CMPG-620	"	"	200	60	1080	6	
AISCAN-CMPG-630	"	"	300	60	720	6	
AISCAN-CMPG-640	"	"	400	60	720	6	
AISCAN-CMPG-650	"	"	500	60	675	6	
AISCAN-CMPG-660	"	"	600	60	675	6	
EDITION DATE	EDITION NUMBER	CARD NUMBER					
2014/02	2	EP-CMPG 60					

CHARACTERISTICS ACCORDING TO STANDARD IEC 61537:2006	
DESCRIPTION:	PERFORATED CABLE TRAY HOT DIP GALVANISED
COATING:	HOT DIP GALVANISED IN ACCORDING TO UNE-EN ISO 1461:2010
MATERIAL:	METALLIC
ELECTRICAL CONTINUITY:	YES
FLAME PROPAGATE:	NO
OPERATING TEMPERATURE RANGE:	-40 °C / 150 °C
RESISTANCE TO CORROSION:	TYPE 5
LEVEL DRILLING:	TYPE B
IMPACT RESISTANCE:	20 J TO -40 °C
ALLOWABLE WORKING LOAD (CTA):	DISTANCE BETWEEN SUPPORTS (1,5 METERS)

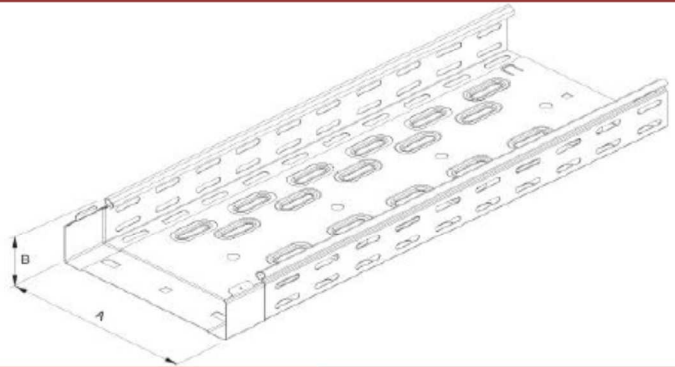
OBSERVATIONS
PLUG SYSTEM BETWEEN SECTIONS, NOT NECESSARY SCREWS OR OTHER ACCESSORIES TO ATACH EACH OTHER SECTIONS.
ACCESORIES
UNIVERSAL CABLE TRAY COVER (TUBC) REINFORCED ANGLE BRACKET (ESCR) BRANCHING ITEMS (CH9, TCH9, CH4, TCH4, CV9, TCV9, CV4, TCV4, CX9, TCX9, CX4, TCX4, DHT, TDHT, CRC, TCRC, DC, TDC Y TEC).

THE INSTALLATION OF THIS PRODUCT WILL BE CARRIED OUT ACCORDING TO THE R.E.B.T.



PRODUCT SPECIFICATION

AISCAN CMPG (CABLE TRAY 80)

TYPE	MATERIAL	COATING	A	B	ALLOWABLE WORKING LOAD (N/m)	PACKING (meters)	PLAIN
							
AISCAN-CMPG-810	METALLIC	HOT DIP GALVANISED	100	80	1035	6	
AISCAN-CMPG-815	"	"	150	80	1035	6	
AISCAN-CMPG-820	"	"	200	80	1215	6	
AISCAN-CMPG-830	"	"	300	80	817	6	
AISCAN-CMPG-840	"	"	400	80	765	6	
AISCAN-CMPG-850	"	"	500	80	765	6	
AISCAN-CMPG-860	"	"	600	80	675	6	
EDITION DATE	EDITION NUMBER	CARD NUMBER					
2014/02	2	EP-CMPG 80					

CHARACTERISTICS ACCORDING TO STANDARD IEC 61537:2006	
DESCRIPTION:	PERFORATED CABLE TRAY HOT DIP GALVANISED
COATING:	HOT DIP GALVANISED IN ACCORDING TO UNE-EN ISO 1461:2010
MATERIAL:	METALLIC
ELECTRICAL CONTINUITY:	YES
FLAME PROPAGATE:	NO
OPERATING TEMPERATURE RANGE:	-40 °C / 150 °C
RESISTANCE TO CORROSION:	TYPE 5
LEVEL DRILLING:	TYPE B
IMPACT RESISTANCE:	20 J TO -40 °C
ALLOWABLE WORKING LOAD (CTA):	DISTANCE BETWEEN SUPPORTS (1,5 METERS)

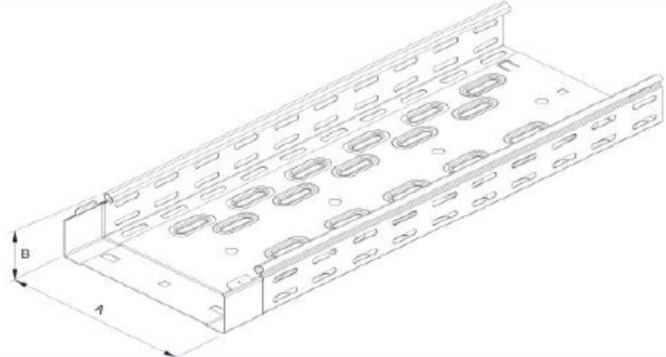
OBSERVATIONS
PLUG SYSTEM BETWEEN SECTIONS, NOT NECESSARY SCREWS OR OTHER ACCESSORIES TO ATACH EACH OTHER SECTIONS.
ACCESORIES
UNIVERSAL CABLE TRAY COVER (TUBC) REINFORCED ANGLE BRACKET (ESCR) BRANCHING ITEMS (CH9, TCH9, CH4, TCH4, CV9, TCV9, CV4, TCV4, CX9, TCX9, CX4, TCX4, DHT, TDHT, CRC, TCRC, DC, TDC Y TEC).

THE INSTALLATION OF THIS PRODUCT WILL BE CARRIED OUT ACCORDING TO THE R.E.B.T.



PRODUCT SPECIFICATION

AISCAN CMPG (CABLE TRAY 100)

TYPE	MATERIAL	COATING	A	B	ALLOWABLE WORKING LOAD (N/m)	PACKING (meters)	PLAIN
							
AISCAN-CMPG-1010	METALLIC	HOT DIP GALVANISED	100	100	1109	6	
AISCAN-CMPG-1015	"	"	150	100	990	6	
AISCAN-CMPG-1020	"	"	200	100	1179	6	
AISCAN-CMPG-1030	"	"	300	100	676	6	
AISCAN-CMPG-1040	"	"	400	100	639	6	
AISCAN-CMPG-1050	"	"	500	100	675	6	
AISCAN-CMPG-1060	"	"	600	100	612	6	
EDITION DATE	EDITION NUMBER	CARD NUMBER					
2014/02	2	EP-CMPG 100					

CHARACTERISTICS ACCORDING TO STANDARD IEC 61537:2006	
DESCRIPTION:	PERFORATED CABLE TRAY HOT DIP GALVANISED
COATING:	HOT DIP GALVANISED IN ACCORDING TO UNE-EN ISO 1461:2010
MATERIAL:	METALLIC
ELECTRICAL CONTINUITY:	YES
FLAME PROPAGATE:	NO
OPERATING TEMPERATURE RANGE:	-40 °C / 150 °C
RESISTANCE TO CORROSION:	TYPE 5
LEVEL DRILLING:	TYPE B
IMPACT RESISTANCE:	20 J TO -40 °C
ALLOWABLE WORKING LOAD (CTA):	DISTANCE BETWEEN SUPPORTS (1,5 METERS)

OBSERVATIONS
PLUG SYSTEM BETWEEN SECTIONS, NOT NECESSARY SCREWS OR OTHER ACCESSORIES TO ATACH EACH OTHER SECTIONS.
ACCESORIES
UNIVERSAL CABLE TRAY COVER (TUBC) REINFORCED ANGLE BRACKET (ESCR) BRANCHING ITEMS (CH9, TCH9, CH4, TCH4, CV9, TCV9, CV4, TCV4, CX9, TCX9, CX4, TCX4, DHT, TDHT, CRC, TCRC, DC, TDC Y TEC).

THE INSTALLATION OF THIS PRODUCT WILL BE CARRIED OUT ACCORDING TO THE R.E.B.T.