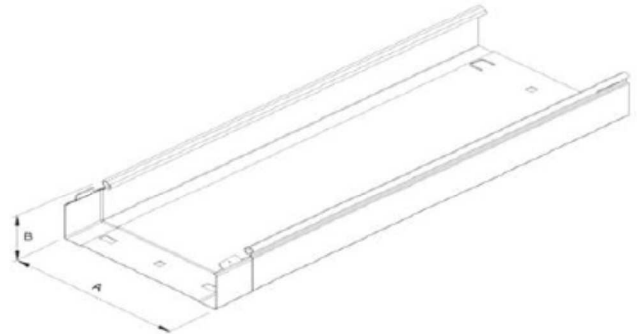




PRODUCT SPECIFICATION

AISCAN CMCS (CABLE TRAY 35)

TYPE	MATERIAL	COATING	A	B	ALLOWABLE WORKING LOAD (N/m)	PACKING (meters)	PLAIN
							
AISCAN-CMCS-310	METALLIC	SENDZIMIR GALVANISED	100	35	900	6	
AISCAN-CMCS-315	"	"	150	35	720	6	
AISCAN-CMCS-320	"	"	200	35	900	6	
AISCAN-CMCS-330	"	"	300	35	585	6	
EDITION DATE	EDITION NUMBER	CARD NUMBER					
2014/02	2	EP-CMCS 35					

CHARACTERISTICS ACCORDING TO STANDARD IEC 61537:2006	
DESCRIPTION:	BLIND CABLE TRAY SENDZIMIR GALVANISED
COATING:	SENDZIMIR GALVANISED IN ACCORDING TO UNE-EN 10346:2010
MATERIAL:	METALLIC
ELECTRICAL CONTINUITY:	YES
FLAME PROPAGATE:	NO
OPERATING TEMPERATURE RANGE:	-40 °C / 150 °C
RESISTANCE TO CORROSION:	TYPE 3
LEVEL DRILLING:	TYPE A
IMPACT RESISTANCE:	20 J TO -40 °C
ALLOWABLE WORKING LOAD (CTA):	DISTANCE BETWEEN SUPPORTS (1,5 METERS)

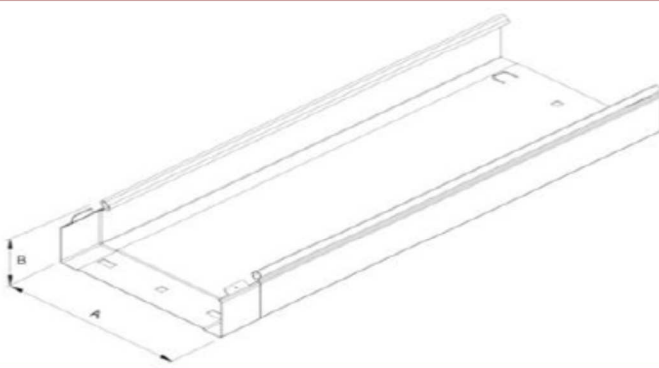
OBSERVATIONS
PLUG SYSTEM BETWEEN SECTIONS, NOT NECESSARY SCREWS OR OTHER ACCESSORIES TO ATACH EACH OTHER SECTIONS.
ACCESORIES
UNIVERSAL CABLE TRAY COVER (TUBC) REINFORCED ANGLE BRACKET (ESCR) BRANCHING ITEMS (CH9, TCH9, CH4, TCH4, CV9, TCV9, CV4, TCV4, CX9, TCX9, CX4, TCX4, DHT, TDHT, CRC, TCRC, DC, TDC Y TEC).

THE INSTALLATION OF THIS PRODUCT WILL BE CARRIED OUT ACCORDING TO THE R.E.B.T.



PRODUCT SPECIFICATION

AISCAN CMCS (CABLE TRAY 60)

TYPE	MATERIAL	COATING	A	B	ALLOWABLE WORKING LOAD (N/m)	PACKING (meters)	PLAIN
							
AISCAN-CMCS-610	METALLIC	SENDZIMIR GALVANISED	100	60	1035	6	
AISCAN-CMCS-615	"	"	150	60	990	6	
AISCAN-CMCS-620	"	"	200	60	1260	6	
AISCAN-CMCS-630	"	"	300	60	720	6	
AISCAN-CMCS-640	"	"	400	60	630	6	
AISCAN-CMCS-650	"	"	500	60	824	6	
AISCAN-CMCS-660	"	"	600	60	1058	6	
EDITION DATE	EDITION NUMBER	CARD NUMBER					
2014/02	2	EP-CMCS 60					

CHARACTERISTICS ACCORDING TO STANDARD IEC 61537:2006	
DESCRIPTION:	BLIND CABLE TRAY SENDZIMIR GALVANISED
COATING:	SENDZIMIR GALVANISED IN ACCORDING TO UNE-EN 10346:2010
MATERIAL:	METALLIC
ELECTRICAL CONTINUITY:	YES
FLAME PROPAGATE:	NO
OPERATING TEMPERATURE RANGE:	-40 °C / 150 °C
RESISTANCE TO CORROSION:	TYPE 3
LEVEL DRILLING:	TYPE A
IMPACT RESISTANCE:	20 J TO -40 °C
ALLOWABLE WORKING LOAD (CTA):	DISTANCE BETWEEN SUPPORTS (1,5 METERS)

OBSERVATIONS
PLUG SYSTEM BETWEEN SECTIONS, NOT NECESSARY SCREWS OR OTHER ACCESSORIES TO ATACH EACH OTHER SECTIONS.
ACCESORIES
UNIVERSAL CABLE TRAY COVER (TUBC) REINFORCED ANGLE BRACKET (ESCR) BRANCHING ITEMS (CH9, TCH9, CH4, TCH4, CV9, TCV9, CV4, TCV4, CX9, TCX9, CX4, TCX4, DHT, TDHT, CRC, TCRC, DC, TDC Y TEC).

THE INSTALLATION OF THIS PRODUCT WILL BE CARRIED OUT ACCORDING TO THE R.E.B.T.



PRODUCT SPECIFICATION

AISCAN CMCS (CABLE TRAY 80)

TYPE	MATERIAL	COATING	A	B	ALLOWABLE WORKING LOAD (N/m)	PACKING (meters)	PLAIN
AISCAN-CMCS-810	METALLIC	SENDZIMIR GALVANISED	100	80	1035	6	
AISCAN-CMCS-815	"	"	150	80	1035	6	
AISCAN-CMCS-820	"	"	200	80	1305	6	
AISCAN-CMCS-830	"	"	300	80	635	6	
AISCAN-CMCS-840	"	"	400	80	630	6	
AISCAN-CMCS-850	"	"	500	80	706	6	
AISCAN-CMCS-860	"	"	600	80	706	6	
EDITION DATE	EDITION NUMBER	CARD NUMBER					
2014/02	2	EP-CMCS 80					

CHARACTERISTICS ACCORDING TO STANDARD IEC 61537:2006	
DESCRIPTION:	BLIND CABLE TRAY SENDZIMIR GALVANISED
COATING:	SENDZIMIR GALVANISED IN ACCORDING TO UNE-EN 10346:2010
MATERIAL:	METALLIC
ELECTRICAL CONTINUITY:	YES
FLAME PROPAGATE:	NO
OPERATING TEMPERATURE RANGE:	-40 °C / 150 °C
RESISTANCE TO CORROSION:	TYPE 3
LEVEL DRILLING:	TYPE A
IMPACT RESISTANCE:	20 J TO -40 °C
ALLOWABLE WORKING LOAD (CTA):	DISTANCE BETWEEN SUPPORTS (1,5 METERS)

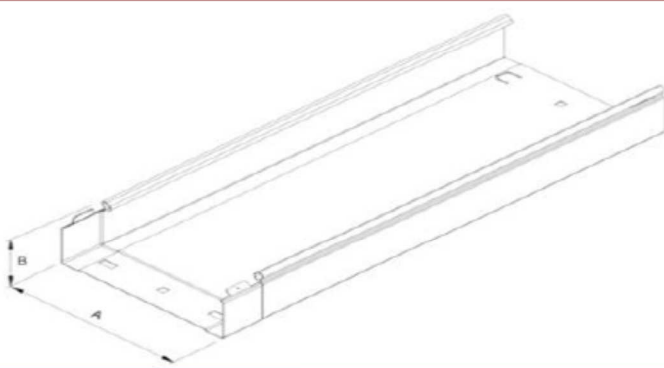
OBSERVATIONS
PLUG SYSTEM BETWEEN SECTIONS, NOT NECESSARY SCREWS OR OTHER ACCESSORIES TO ATACH EACH OTHER SECTIONS.
ACCESORIES
UNIVERSAL CABLE TRAY COVER (TUBC) REINFORCED ANGLE BRACKET (ESCR) BRANCHING ITEMS (CH9, TCH9, CH4, TCH4, CV9, TCV9, CV4, TCV4, CX9, TCX9, CX4, TCX4, DHT, TDHT, CRC, TCRC, DC, TDC Y TEC).

THE INSTALLATION OF THIS PRODUCT WILL BE CARRIED OUT ACCORDING TO THE R.E.B.T.



PRODUCT SPECIFICATION

AISCAN CMCS (CABLE TRAY 100)

TYPE	MATERIAL	COATING	A	B	ALLOWABLE WORKING LOAD (N/m)	PACKING (meters)	PLAIN
							
AISCAN-CMCS-1010	METALLIC	SENDZIMIR GALVANISED	100	100	1260	6	
AISCAN-CMCS-1015	"	"	150	100	990	6	
AISCAN-CMCS-1020	"	"	200	100	1336	6	
AISCAN-CMCS-1030	"	"	300	100	506	6	
AISCAN-CMCS-1040	"	"	400	100	630	6	
AISCAN-CMCS-1050	"	"	500	100	630	6	
AISCAN-CMCS-1060	"	"	600	100	706	6	
EDITION DATE	EDITION NUMBER	CARD NUMBER					
2014/02	2	EP-CMCS 100					

CHARACTERISTICS ACCORDING TO STANDARD IEC 61537:2006

DESCRIPTION:	BLIND CABLE TRAY SENDZIMIR GALVANISED
COATING:	SENDZIMIR GALVANISED IN ACCORDING TO UNE-EN 10346:2010
MATERIAL:	METALLIC
ELECTRICAL CONTINUITY:	YES
FLAME PROPAGATE:	NO
OPERATING TEMPERATURE RANGE:	-40 °C / 150 °C
RESISTANCE TO CORROSION:	TYPE 3
LEVEL DRILLING:	TYPE A
IMPACT RESISTANCE:	20 J TO -40 °C
ALLOWABLE WORKING LOAD (CTA):	DISTANCE BETWEEN SUPPORTS (1,5 METERS)

OBSERVATIONS

PLUG SYSTEM BETWEEN SECTIONS, NOT NECESSARY SCREWS OR OTHER ACCESSORIES TO ATACH EACH OTHER SECTIONS.

ACCESORIES

UNIVERSAL CABLE TRAY COVER (TUBC)
REINFORCED ANGLE BRACKET (ESCR)
BRANCHING ITEMS (CH9, TCH9, CH4, TCH4, CV9, TCV9, CV4, TCV4, CX9, TCX9, CX4, TCX4, DHT, TDHT, CRC, TCRC, DC, TDC Y TEC).

THE INSTALLATION OF THIS PRODUCT WILL BE CARRIED OUT ACCORDING TO THE R.E.B.T.